



# Nuvair<sup>®</sup>

Compressed Gas Solutions



[www.nuvair.com](http://www.nuvair.com)

HIGH PRESSURE | BREATHING AIR | INDUSTRIAL AIR

# Table of Contents

**About Us**

- Introduction.....3

**High Pressure Compressors**

- Coltri/Nuvair Portable .....4
- Coltri/Nuvair Compact Portable.....5
- Coltri/Nuvair Standard Electric .....6
- Coltri/Nuvair Mini Tech .....7
- Coltri/Nuvair 250.....8
- Coltri/Nuvair Compact (Models 7 and 9) .....9
- Coltri/ Nuvair Mini Silent .....10
- Coltri/Nuvair Super Silent EVO.....11
- Coltri/Nuvair Compact (Models 14 and 18).....12
- Nuvair 30/36 Open Horizontal Electric .....13
- Coltri/Nuvair 26 Open.....14
- Coltri/Nuvair 26 Enclosed Silenced .....15
- Nuvair 30/36 Open Horizontal Diesel .....16

**Fill Containment Station**

- Fill Containment Stations.....17

**Compressor Oil**

- Nuvair™ 455 Compressor Oil .....18
- Nuvair™ 541 Compressor Oil .....18
- Nuvair™ 751 Compressor Oil .....19
- Nuvair™ 800 Compressor Oil .....19

**Gas Analyzers**

- Nuvair Pro CO<sub>2</sub>.....20
- Nuvair Pro CO .....21

**Accessories**

- Purification and Filtration .....22
- High Pressure Storage Bottles .....23
- Fittings, Hoses, Panels.....24
- Haskel Boosters .....25

# About Us

Nuvair has been manufacturing low and high pressure breathing air systems the last 30 years for working divers. In recent years Nuvair has expanded beyond diving into the Fire & Safety, Industrial and Paintball markets. We offer standard and custom configurations for a wide variety of stationary and portable installations. Nuvair can create customized compressors to meet your specific needs and guide you through the configurations that compressor packages are purchased in. Our staff understands your needs, budget and comfort level lead to the choices one makes on type, brand and model of the compressor you will be using. Nuvair offers custom configurations of tried and true compressor brands combined with electric, gas or diesel motors of the same caliber.

All Nuvair compressor packages are manufactured in-house and tested before leaving Nuvair. From start to finish our technicians are making sure your compressor package is inspected, tested and delivered on time.

The Company's CEO and founder, Glenn Huebner, is the innovative force behind many of the Company's Nitrox Systems. He has a Bachelor's of Science Degree in Finance from California State University, Northridge and over 30 years experience in commercial diving, sport diving and using gas producing systems.

The Company's Production Manager, Danny Graham, assists in the technical design of the Company's products and is responsible for coordinating the manufacturing process. He is a certified compressor repair technician and has over 15 years experience in the commercial and sport diving industry.



Storage Solutions



Analyzers



Compressors



Panels and Fill Stations



Compressor Accessories



Fill Containment Stations

## Coltri/Nuvair Portable

The compact dimensions and light weight of this compressor make it very easy to transport and operate. These compressors are ideal for filling cylinders at home, on boats or on dive trips. Fill hose and air filtration system included.



Stainless Steel Option Pictured



### Options

- Pressure Switch
- Automatic Condensate Drains
- Hour Meter
- Stainless Steel Frame
- Visual CO/Moisture Indicator
- Inverter Drive for use with Smaller Generators

### Features

- Excellent Portability
- 4500 PSI Max Pressure
- Grade E Breathing Air Filtration
- Hour Meter Standard on Gas Unit

The MCH6 is designed for filling Paintball, SCUBA or SCBA tanks one at a time. The compressors are not engineered or manufactured for continuous duty filling of storage tanks or cascade systems of any kind.

Model	MCH6 / 3 E	MCH6 / 3.5 E	MCH6 / 3.5 G
Filling Time*	Approx. 23 Minutes	Approx. 19 Minutes	Approx. 19 Minutes
Cubic Feet/Minute	2.8 FAD 3.4 SCFM*	3.5 FAD 4.2 SCFM*	3.5 FAD 4.2 SCFM*
Liters/Minute	80 FAD	100 FAD	100 FAD
Motor Options	Single Phase Electric	Three Phase Electric	Honda Gas (Part# 8013)
115 V - E1 - 50 or 60 Hz	28 Amp (Part# 8015)**	N/A	
230 V - E1 - 50 or 60 Hz	14 Amp (Part# 8014.1)**	N/A	N/A
230 V - E3 - 50 or 60 Hz	N/A	11 Amp (Part# 8016.2)**	N/A
Driven by	3 hp (2.2 kW)	4 hp (3 kW)	5.5 hp (4 kW)
Max Operating Pressure	4500 PSI (310 Bar)	4500 PSI (310 Bar)	4500 PSI (310 Bar)
RPM	2240	2800	2800
Number of Stages	4	4	4
Number of Fill Hoses	1	1	1
Condensate Drain	Manual	Manual	Manual
Sound Level @ 3 Meters	82 dB	83 dB	87 dB
Dimensions: (H x W x D)	15.5 in x 26.5 in x 15 in (39 x 67 x 38 cm)	15 in x 26 in x 15 in (38 x 65 x 38 cm)	15 in x 31 in x 14 in (38 x 79 x 36 cm)
Weight	90 lbs (41 kg)	88 lbs (40 kg)	84 lbs (38 kg)
Lubrication	Splash Lubrication, capacity 11 oz.		
Air Quality	DIN 3188 - CGA Grade E - NFPA 1500 - EN12021		

\* Single 80 Cu.. Ft. cylinder from 500 to 3000 PSI

\*\* Part number reflects 60Hz Model. Inquire about 50 Hz Model

## Coltri/Nuvair Compact Portable

The sturdy enclosure and easily accessible lifting handles on this series of compressors makes it ideal for portable applications. It is available in a full range of electric and gas power for filling cylinders at home, at the dive shop or on boats. Fill hose and air filtration system included.



### Features

- Excellent Portability
- 4500 PSI Max Pressure
- Grade E Breathing Air Filtration
- Hour Meter Standard on Gas Unit
- Protective Frame

### Options

- Pressure Switch
- Automatic Condensate Drains
- Hour Meter
- Stainless Steel Frame
- Visual CO/Moisture Indicator
- Inverter Drive for use with Small Generators

The MCH6 is designed for filling Paintball, SCUBA or SCBA tanks one at a time. The compressors are not engineered or manufactured for continuous duty filling of storage tanks or cascade systems of any kind.

Model	MCH6 / 3 E compact	MCH6 / 3.5 E compact	MCH6 / 3.5 G compact
Filling Time*	Approx. 23 Minutes	Approx. 19 Minutes	Approx. 19 Minutes
Cubic Feet/Minute	2.8 FAD 3.4 SCFM*	3.5 FAD 4.2 SCFM*	3.5 FAD 4.2 SCFM*
Liters/Minute	80 FAD	100 FAD	100 FAD
Motor Options	Single Phase Electric	Three Phase Electric	Honda Gas (Part# 8013-C)
115 V - E1 - 50 or 60 Hz	28 Amp (Part# 8015-C)**	N/A	
230 V - E1 - 50 or 60 Hz	14 Amp (Part# 8014.1-C)**	N/A	N/A
230 V - E3 - 50 or 60 Hz	N/A	11 Amp (Part# 8016.2-C)**	N/A
Driven by	3 hp (2.2 kW)	4 hp (3 kW)	5.5 hp (4 kW)
Max Operating Pressure	4500 PSI (310 Bar)	4500 PSI (310 Bar)	4500 PSI (310 Bar)
RPM	2240	2800	2800
Number of Stages	4	4	4
Number of Fill Hoses	1	1	1
Condensate Drain	Manual	Manual	Manual
Sound Level @ 3 Meters	82 dB	83 dB	87 dB
Dimensions: (H x W x D)	19 in x 29 in x 14.5 in (48 x 74 x 37 cm)	19 in x 29 in x 14.5 in (48 x 74 x 37 cm)	19 in x 29 in x 14.5 in (48 x 74 x 37 cm)
Weight	126 lbs (57 kg)	126 lbs (57 kg)	121 lbs (55 kg)
Lubrication	Splash Lubrication, capacity 11 oz.		
Air Quality	DIN 3188 - CGA Grade E - NFPA 1500 - EN12021		

\* Single 80 Cu.. Ft. cylinder from 500 to 3000 PSI

\*\* Part number reflects 60Hz Model. Inquire about 50 Hz Model

## Coltri/Nuvair Standard Electric

The Nuvair Standard Electric uses a pumping unit that is made from top quality materials; connecting rods from aluminum alloy, stainless steel intercoolers and aftercoolers that are more than four meters in length, and cylinders of special cast iron. The electric motor uses an aluminum housing to keep weight to a minimum, making the station very compact.

### Features

- 5000 PSI Max Pressure
- Grade E Filtration
- 2 Fill Whips
- Electric
- Stainless Steel Intercoolers

### Options

- Motor Starter
- Automatic Condensate Drains
- Pressure Switch
- Hour Meter
- High Temp Shut Down
- Low Oil Shut Down
- Interstage Pressure Gauges
- Stainless Frame
- Visual CO/Moisture Indicator



## Coltri/Nuvair Mini Tech

The Mini Tech is our go to Compressor set up for a wide variety of applications in both breathing air and industrial air use. Compact design and fold away handles make for easy lifting and portability of the compressor. On board Grade E air purification insures breathing air quality standards. Customized options that meet individual needs are noted in the list below. If portability and dependability are top on your list, this is the compressor for you.

### Features

- 5000 PSI Max Pressure
- Grade E Filtration
- 2 Fill Whips
- Electric or Honda Gas or Diesel Motor
- Stainless Steel Intercoolers
- 4 Lifting Handles
- All important parts are protected inside frame
- Superior Vibration Isolation



### Options

- Motor Starter/Electric Start
- Automatic Condensate Drains
- Pressure Switch
- Hour Meter
- High Temp Shut Down
- Low Oil Shut Down
- Interstage Pressure Gauges
- Visual CO/Moisture Indicator
- Stainless Frame

Model	MCH13 / 5 Standard	MCH13 / 7 Standard	MCH16 / 9 Standard
<b>Filling Time*</b>	Approx. 11 Minutes	Approx. 9 Minutes	Approx. 7.4 Minutes
<b>Cubic Feet/Minute</b>	4.7 FAD 6.6 SCFM*	7.6 FAD 8.9 SCFM*	9.4 FAD 10.8 SCFM*
<b>Liters/Minute</b>	135 FAD	215 FAD	265 FAD
<b>Motor Options</b>	Single or Three Phase	Single or Three Phase	Single or Three Phase
<b>230 V - E1 - 50 or 60 Hz</b>	19 Amp	25 Amp (Part# 8020.1)**	34 Amp (Part# 8022.1)**
<b>230 V - E3 - 50 or 60 Hz</b>	11 Amp	14 Amp (Part# 8019.2)**	20 Amp (Part# 8022.2)**
<b>440 V - E3 - 50 or 60 Hz</b>	N/A	7 Amp (Part# 8019.3)**	10 Amp (Part# 8022.3)**
<b>Driven by</b>	4 hp (3 kW)	5.5 hp (4 kW)	7.5 hp (5.5 kW)
<b>Max Operating Pressure</b>	5000 PSI (345 Bar)	5000 PSI (345 Bar)	5000 PSI (345 Bar)
<b>RPM</b>	890	1350	1550
<b>Number of Stages</b>	3	3	3
<b>Number of Fill Hoses</b>	2	2	2
<b>Condensate Drain</b>	Manual	Manual	Manual
<b>Sound Level @ 3 Meters</b>	75 dB	81 dB	82 dB
<b>Dimensions: (H x W x D)</b>	25 in x 34 in x 18 in (64 x 86 x 45 cm)	25 in x 34 in x 18 in (64 x 86 x 45 cm)	25 in x 34 in x 18 in (64 x 86 x 45 cm)
<b>Weight</b>	218 lbs (99 kg)	218 lbs (99 kg)	240 lbs (109 kg)
<b>Lubrication</b>	Splash Lubrication, capacity 1.6 qts.		
<b>Air Quality</b>	DIN 3188 - CGA Grade E - NFPA 1500 - EN12021		

\* Single 80 Cu.. Ft. cylinder from 500 to 3000 PSI

\*\* Part number reflects 60Hz Model. Inquire about 50 Hz Model

Model	MCH13 / 7 Mini Tech	MCH16 / 9 Mini Tech
<b>Filling Time*</b>	Approx. 9 Minutes	Approx. 7.4 Minutes
<b>Cubic Feet/Minute</b>	7.6 FAD 8.9 SCFM*	9.4 FAD 10.8 SCFM*
<b>Liters/Minute</b>	215 FAD	265 FAD
<b>Motor Options</b>	Single or Three Phase	Single or Three Phase
<b>230 V - E1 - 50 or 60 Hz</b>	25 Amp 5.5 hp (4 kW) (Part# 8040.1)**	34 Amp 7.5 hp (5.5 kw) (Part# 8037.1)**
<b>230 V - E3 - 50 or 60 Hz</b>	14 Amp 5.5 hp (4 kW) (Part# 8040.2)**	20 Amp 7.5 hp (5.5 kw) (Part# 8037.2)**
<b>440 V - E3 - 50 or 60 Hz</b>	7 Amp 5.5 hp (4 kW) (Part# 8040.3)**	10 Amp 7.5 hp (5.5 kw) (Part# 8037.3)**
<b>Honda Gas</b>	6.5 hp (4.1 kW) (Part# 8039)	9 hp (6.6 kW) (Part# 8038)
<b>Yanmar Diesel</b>	N/A	10 hp (7.5kW) (Part# 8038-DY)
<b>Kohler Diesel</b>	N/A	10 hp (7.5kW) (Part# 8038-DL)
<b>Max Operating Pressure</b>	5000 PSI (345 Bar)	5000 PSI (345 Bar)
<b>RPM</b>	1350	1550
<b>Number of Stages</b>	3	3
<b>Number of Fill Hoses</b>	2	2
<b>Condensate Drain</b>	Manual	Manual
<b>Sound Level @ 3 Meters</b>	81 dB	80-96 dB
<b>Dimensions: (H x W x D)</b>	24 in x 45 in x 22 in (61 x 114 x 56 cm)	
<b>Weight</b>	320-421 lbs (145-191 kg)	
<b>Lubrication</b>	Splash Lubrication, capacity 1.6 qts.	
<b>Air Quality</b>	DIN 3188 - CGA Grade E - NFPA 1500 - EN12021	

\* Single 80 Cu.. Ft. cylinder from 500 to 3000 PSI

\*\* Part number reflects 60Hz Model. Inquire about 50 Hz Model

## Coltri/Nuvair 250

Our Tech 250 places a protective cage around the MCH 16 block and adds a panel for mounting gauges, fill whips, analyzers, CO monitors or anything else that you would like to mount.

### Features

- 5000 PSI Max Pressure
- Grade E Filtration
- 2 Fill Whips
- Electric or Honda Gas Motor
- Stainless Steel Intercoolers
- 4 Lifting Handles
- All Important Parts are Protected Inside Frame
- Superior Vibration Isolation
- Gauge Panel
- Removable Air Intake Snorkel

### Options

- Motor Starter/Electric Start
- Automatic Condensate Drains
- Pressure Switch
- Hour Meter
- High Temp Shut Down
- Low Oil Shut Down
- Interstage Pressure Gauges
- Stainless Frame
- Visual CO/Moisture Indicator
- Upgrade Filtration



Model	MCH16 / 250
Filling Time*	Approx. 7.4 Minutes
Cubic Feet/Minute	9.4 FAD 10.8 SCFM*
Liters/Minute	265 FAD
Motor Options	Single or Three Phase
230 V - E1 - 50 or 60 Hz	34 Amp 7.5 hp (5.5 kw) (Part# 8030.1)
230 V - E3 - 50 or 60 Hz	20 Amp 7.5 hp (5.5 kw) (Part# 8031.2)
440 V - E3 - 50 or 60 Hz	10 Amp 7.5 hp (5.5 kw) (Part# 8031.3)
Honda Gas (Electric Start)	9 hp (6.6 kW) (Part# 8027-EL)
Yanmar Diesel (Electric Start)	10 hp (7.5kW) (Part# 8028-DY-EL)
Kohler Diesel (Electric Start)	10 hp (7.5kW) (Part# 8029-DL-EL)
Max Operating Pressure	5000 PSI (345 Bar)
RPM	1550
Number of Stages	3
Number of Fill Hoses	2
Condensate Drain	Manual
Sound Level @ 3 Meters	80-96 dB
Dimensions: (H x W x D)	31 in x 44 in x 23 in (79 x 112 x 58 cm)
Weight	320-421 lbs (145-191 kg)
Lubrication	Splash Lubrication, capacity 1.6 qts.
Air Quality	DIN 3188 - CGA Grade E - NFPA 1500 - EN12021

\* Single 80 Cu.. Ft. cylinder from 500 to 3000 PSI \*\* Part number reflects 60Hz Model. Inquire about 50 Hz Model

## Coltri/Nuvair Compact & EVO (Models 7 and 9)

The Compact Series includes a semi-sound proofed filling station. The compressor switches off automatically when the pressure level set by the operator is reached. Condensate is discharged automatically. External access simplifies oil level monitoring and changes. The Compact is also offered as an EVO model with Interstage Pressure Gauges, High Temp, and Low Oil Shutdown is included.

### Features

- Motor Starter
- Automatic Condensate Drains
- Dial-A-Pressure Switch
- Hour Meter
- Semi-Sound Proofed Cabinet
- External Oil Sight Gauge
- Grade E Filtration
- Automatic Stop

### Options (included on EVO models)

- Interstage Pressure Gauges
- High Temp Shut Down
- Low Oil Shut Down
- Visual CO/Moisture Indicator



EVO Cabinet with options

Model	MCH13 / 7 Compact	MCH16 / 9 Compact
Filling Time*	Approx. 9 Minutes	Approx. 7.4 Minutes
Cubic Feet/Minute	7.6 FAD 8.9 SCFM*	9.4 FAD 10.8 SCFM*
Liters/Minute	215 FAD	265 FAD
Motor Options	Single or Three Phase	Single or Three Phase
230 V - E1 - 50 or 60 Hz	25 Amp	34 Amp (Part# 8033.1)**
230 V - E3 - 50 or 60 Hz	14 Amp	20 Amp (Part# 8032.2)**
440 V - E3 - 50 or 60 Hz	7 Amp	10 Amp (Part# 8032.3)**
Motor Power	5.5 hp (4 kW)	7.5 hp (5.5 kw)
Max Operating Pressure	5000 PSI (345 Bar)	5000 PSI (345 Bar)
RPM	1350	1550
Number of Stages	3	3
Number of Fill Hoses	2	2
Condensate Drain	Automatic	Automatic
Fill Pressure Stop	Automatic	Automatic
Sound Level @ 3 Meters	79 dB	81 dB
Dimensions***: (H x W x D)	33 in x 35 in x 24 in (84 x 89 x 60 cm)	33 in x 35 in x 24 in (84 x 89 x 60 cm)
Weight	310-400 lbs (141-181 kg)	332-430 lbs (151-195 kg)
Lubrication	Splash Lubrication, capacity 1.6 qts.	
Air Quality	DIN 3188 - CGA Grade E - NFPA 1500 - EN12021	

\*\*\*Single phase enclosure 33 in x 42 in x 28 in (84 x 105 x 70 cm)

\*Single 80 Cu. Ft. cylinder from 500 to 3000 PSI \*\* Part number reflects 60Hz Model. Inquire about 50 Hz Model

## Coltri/Nuvair Mini Silent

The Mini Silent Series uses a compact sound proof container. Complete automatic operation ensures that the compressor condensate periodically drains through automatic drain valves into a collection tank and switches off when the maximum pressure on the dial-a-pressure switch is reached. The small footprint of this compressor makes it great for use on boats and shops.

### Features:

- Motor Starter
- Automatic Condensate Drains
- Dial-A-Pressure Switch
- Hour Meter
- Sound Proof Cabinet
- External Oil Sight Gauge
- Grade E Filtration
- Automatic Stop

### Options:

- Interstage Pressure Gauges
- High Temp Shut Down
- Low Oil Shut Down
- Visual CO/Moisture Indicator
- Additional Filtration



Model	MCH13 / 7 Mini Silent	MCH16 / 9 Mini Silent
Filling Time*	Approx. 9 Minutes	Approx. 7.4 Minutes
Cubic Feet/Minute	7.6 FAD 8.9 SCFM*	9.4 FAD 10.8 SCFM*
Liters/Minute	215 FAD	265 FAD
Motor Options	Single or Three Phase	Three Phase
230 V - E1 - 50 or 60 Hz	25 Amp	N/A
230 V - E3 - 50 or 60 Hz	14 Amp	20 Amp (Part# 8034.2)**
440 V - E3 - 50 or 60 Hz	7 Amp	10 Amp (Part# 8034.3)**
Motor Power	5.5 hp (4 kW)	7.5 hp (5.5 kw)
Max Operating Pressure	5000 PSI (345 Bar)	5000 PSI (345 Bar)
RPM	1350	1550
Number of Stages	3	3
Number of Fill Hoses	2	2
Condensate Drain	Automatic	Automatic
Fill Pressure Stop	Automatic	Automatic
Sound Level @ 3 Meters	72 dB	75 dB
Dimensions: (H x W x D)	42 in x 28 in x 25 in (105 x 70 x 62 cm)	42 in x 28 in x 25 in (105 x 70 x 62 cm)
Weight	390 lbs (177 kg)	410 lbs (187 kg)
Lubrication	Splash Lubrication, capacity 1.6 qts.	
Air Quality	DIN 3188 - CGA Grade E - NFPA 1500 - EN12021	

\*Single 80 Cu. Ft. cylinder from 500 to 3000 PSI

\*\* Part number reflects 60Hz Model. Inquire about 50 Hz Model

## Coltri/Nuvair Super Silent EVO

The Super Silent EVO has been sound-proofed so well that it can't be heard until just a few feet away, sound level is less than 70 dB. This fill station is loaded with a range of instrumentation for monitoring operation, automatic drains, auto stop, low oil and high temp shut down. It has two condensate separators and one external filter chamber for ease of replacing the filter cartridge.

### Features:

- Motor Starter
- Automatic Condensate Drains
- Dial-A-Pressure Switch
- Hour Meter
- Interstage Pressure Gauges
- High Temp Shut Down
- Low Oil Shut Down with External Sight Gauge
- Sound-Proofed Cabinet
- Grade E Filtration
- Automatic Stop

### Options:

- Visual CO/Moisture Indicator
- CO Monitor with compressor shut down capabilities
- Additional Filtration



Model	MCH13 / 7 Super Silent	MCH 16 / 9 Super Silent
Filling Time*	Approx. 9 Minutes	Approx. 7.4 Minutes
Cubic Feet/Minute	7.6 FAD 8.9 SCFM*	9.4 FAD 10.8 SCFM*
Liters/Minute	215 FAD	265 FAD
Motor Options	Single or Three Phase	Three Phase
230 V - E1 - 50 or 60 Hz	25 Amp	N/A
230 V - E3 - 50 or 60 Hz	14 Amp	20 Amp (Part# 8035.2)**
440 V - E3 - 50 or 60 Hz	7 Amp	10 Amp (Part# 8035.3)**
Motor Power	5.5 hp (4 kW)	7.5 hp (5.5 kw)
Max Operating Pressure	5000 PSI (345 Bar)	5000 PSI (345 Bar)
RPM	1350	1550
Number of Stages	3	3
Number of Fill Hoses	2	2
Condensate Drain	Automatic	Automatic
Fill Pressure Stop	Automatic	Automatic
Sound Level @ 3 Meters	66 dB	69 dB
Dimensions: (H x W x D)	54 in x 36 in x 35 in (137 x 90 x 87 cm)	54 in x 36 in x 35 in (137 x 90 x 87 cm)
Weight	466 lbs (177 kg)	488 lbs (187 kg)
Lubrication	Splash Lubrication, capacity 1.6 qts.	
Air Quality	DIN 3188 - CGA Grade E - NFPA 1500 - EN12021	

\*Single 80 Cu. Ft. cylinder from 500 to 3000 PSI

\*\* Part number reflects 60Hz Model. Inquire about 50 Hz Model

## Coltri/Nuvair Compact (Models 14 and 18)

The filling station utilizes two completely independent compressors for reliability and versatility. Operation is fully automatic and up to four cylinders can be filled simultaneously as well as storage banks. The container is lined with a sound reduction material which limits noise. The Compact can be used with our LP280 to produce Nitrox you can pump 18 CFM at 32% using both compressors, or up to 40% at 9 CFM using one compressor.

### Features

- Motor Starter
- Automatic Condensate Drains
- Dial-A-Pressure Switch
- Hour Meter
- Semi-Sound Proofed Cabinet
- External Oil Sight Gauge
- Grade E Filtration
- Automatic Stop

### Options:

- Visual CO/Moisture Indicator
- Additional Filtration



Model	MCH26 / 14 Compact	MCH32 / 18 Compact
<b>Filling Time*</b>	Approx. 4.5 Minutes	Approx. 3.7 Minutes
<b>Cubic Feet/Minute</b>	14.8 FAD 17.8 SCFM*	18.4 FAD 21.6 SCFM*
<b>Liters/Minute</b>	420 FAD	520 FAD
<b>Motor Options</b>	Single or Three Phase	Three Phase
<b>230 V - E1 - 50 or 60 Hz</b>	2 x 25 Amp	N/A
<b>230 V - E3 - 50 or 60 Hz</b>	2 x 14 Amp	2 x 20 Amp (Part# 8036.2)**
<b>440 V - E3 - 50 or 60 Hz</b>	2 x 7 Amp	2 x 10 Amp (Part# 8036.3)**
<b>Motor Power</b>	2 x 5.5 hp (4 kW)	2 x 7.5 hp (5.5 kw)
<b>Max Operating Pressure</b>	5000 PSI (345 Bar)	5000 PSI (345 Bar)
<b>RPM</b>	1350	1550
<b>Number of Stages</b>	3	3
<b>Number of Fill Hoses</b>	4	4
<b>Condensate Drain</b>	Automatic	Automatic
<b>Fill Pressure Stop</b>	Automatic	Automatic
<b>Sound Level @ 3 Meters</b>	72 dB	75 dB
<b>Dimensions: (H x W x D)</b>	53 in x 35 in x 34 in (133 x 89 x 85 cm)	53 in x 35 in x 34 in (133 x 89 x 85 cm)
<b>Weight</b>	629 lbs (286 kg)	673 lbs (306 kg)
<b>Lubrication</b>	Splash Lubrication, capacity 2 x 1.6 qts.	
<b>Air Quality</b>	DIN 3188 - CGA Grade E - NFPA 1500 - EN12021	

\* Single 80 Cu.. Ft. cylinder from 500 to 3000 PSI

\*\* Part number reflects 60Hz Model. Inquire about 50 Hz Model

## Nuvair 30 and 36 Electric Open Horizontal

Nuvair set out to develop a flagship continuous duty commercial high pressure compressor when we came up with the open horizontal models. The open horizontal packages are built around the Coltri MCH 30/36 pumping unit and can pump up to 26 SCFM at 6000 psi when charging scuba cylinders. The Coltri compressor block and a WEG TEFC motor are mounted on to a steel plate that is placed into a marine grade aluminum frame with belt guard. All packages come with an electric start, 60,000 Cu.Ft. of grade E filtration, auto condensate drains, tach/hour meter, loadless start, independent vibration isolators, NEMA 4 motor starter, enclosed drip pan, four point lifting eyes and fork lift slots.



### Features

- 6061 Aluminum Frame: with enclosed bottom, belt guard, lifting eyes, and fork lift slot
- Start/Stop Button, automatic shut down, automatic shut down for high temperature and low oil, phase control recognition (proper rotation), wrong voltage recognition, hour meter, stage and oil pressure gauges, auto drains
- Low pressure oil pump, filter and oil level sight gauge
- Open configuration for easy access and cool running
- Two filters are combined for 60,000 Cu.. Ft. of filtration.

### Options

- Visual CO & Moisture Indicator
- Electronic Moisture Monitor
- Dial A Pressure Shutdown
- Stainless Steel or Steel Frame
- Powder coating
- Certified Lifting Eyes & Doc. Tube
- Additional Filtration
- Remote Fill Panel
- CO Analyzer

Model	MCH 30 / 21 Open Horizontal	MCH 36 / 26 Open Horizontal
<b>Filling Time*</b>	Approx. 4 Minutes	Approx. 3.3 Minutes
<b>SCFM</b>	21 SCFM (595 LPM)	26.4 SCFM (748 LPM)
<b>FAD</b>	17.5 CFM (496 LPM)	22 CFM (623 LPM)
<b>230 V - E3 - 60 Hz</b>	31 Amp 15 hp (11 kw)	35.5 Amp 20 hp (15 kw)
<b>400 V - E3 - 50 Hz</b>	18 Amp 15 hp (11 kw)	20 Amp 20 hp (15 kw)
<b>460 V - E3 - 60 Hz</b>	16 Amp 15 hp (11 kw)	22 Amp 20 hp (15 kw)
<b>Max Operating Pressure</b>	6000 PSI (414 Bar)	
<b>Number of Stages</b>	4	
<b>Condensate Drain</b>	Automatic	
<b>Sound Level @ 3 Meters</b>	75 dB	77 dB
<b>Dimensions: (H x W x D)</b>	42 in x 56 in x 30 in	(107cm x 142cm x 76cm)
<b>Weight</b>	845 lbs (383 kg)	
<b>Lubrication</b>	Pressure Lubrication, capacity 4.5 qts.	
<b>Air Quality</b>	DIN 3188 - CGA Grade E - NFPA 1500 - EN12021	

\* Single 80 Cu.. Ft. cylinder from 500 to 3000 PSI

## Coltri/Nuvair 26 Open

The 26 Open package is designed for high use in hot humid conditions and is rated for continuous duty use up to 6000psi. It has the MCH36 four stage compressor block with a 26.4SCFM charging rate. Purchase, maintenance and operation costs are significantly lower than similar sized compressors in the market place.

### Features

- Open configuration for easy access and cool running
- Operation Panel with start/stop, "dial a pressure" automatic shut down, condensate test button, high temperature display, automatic shut down for high temperature and low oil, phase control (proper rotation) recognition, wrong voltage recognition, hour meter, stage and oil pressure gauges
- Low pressure oil pump, filter and oil level sight gauge
- Large Stainless Steel Interstage cooling tubes with large condensate separators
- Dual Filter Filtration 60,000 Cu.. Ft.

### Options

- Visual CO/Moisture Indicator
- CO Analyzer
- Additional Filtration



Model	MCH30 / 21 Open	MCH 36 / 26 Open
Filling Time*	Approx. 4 Minutes	Approx. 3.3 Minutes
Cubic Feet/Minute	17.5 FAD 21 SCFM*	22 FAD 26.4 SCFM*
Liters/Minute	500 FAD	623 FAD
Motor	Three Phase	Three Phase
230 V - E3 - 60 Hz	31 Amp 15 hp (11 kw) (Part # 8042.2)	35.5 Amp 20 hp (15 kw) (Part # 8044.2)
400 V - E3 - 50 Hz	18 Amp 15 hp (11 kw) (Part # 8042.6)	20 Amp 20 hp (15 kw) (Part # 8044.6)
460 V - E3 - 60 Hz	16 Amp 15 hp (11 kw) (Part #8042.3)	22 Amp 20 hp (15 kw) (Part # 8044.3)
Max Operating Pressure	6000 PSI (414 Bar)	6000 PSI (414 Bar)
RPM	1100	1300
Number of Stages	4	4
Number of Fill Hoses	4	4
Condensate Drain	Automatic	Automatic
Fill Pressure Stop	Automatic	Automatic
Sound Level @ 3 Meters	75 dB	77 dB
Dimensions: (H x W x D)	60 in x 40 in x 30 in	(153 x 102 x 76 cm)
Weight	800 lbs (363 kg)	
Lubrication	Pressure Lubrication, capacity 4.5 qts.	
Air Quality	DIN 3188 - CGA Grade E - NFPA 1500 - EN12021	

\*Single 80 Cu. Ft. cylinder from 500 to 3000 PSI

## Coltri/Nuvair 26 Enclosed Silenced

High volume facilities where sound may be an issue should look at our Enclosed Silent 26.4 SCFM\* charging rate compressor, rated for continuous duty at up to 6000psi. Unsurpassed in quality, reliability and price. The Enclosed Silenced package is designed for high use in work areas where noise can not be tolerated.

### Features

- Substantial reductions in purchase, maintenance and operation costs as compared to our competition.
- Operation Panel with start/stop, "dial a pressure" automatic shut down, condensate test button, high temperature display, automatic shut down for high temperature & low oil, phase control (proper rotation) recognition, wrong voltage recognition, hour meter, stage & oil pressure gauges
- Automatic Condensate Drains and pressure free start/stop
- Low pressure oil pump, filter & oil level sight gauge
- Large Stainless Steel Interstage cooling tubes with large condensate separators
- Dual Filter Filtration 60,000 Cu.. Ft.
- 20hp or 15hp Electric 3 phase 60 or 50Hz

### Options

- Visual CO/Moisture Indicator
- CO Analyzer
- Additional Filtration



Model	MCH30 / 21 Enclosed	MCH36 / 26 Enclosed
Filling Time*	Approx. 4 Minutes	Approx. 3.3 Minutes
Cubic Feet/Minute	17.5 FAD 21 SCFM*	22 FAD 26.4 SCFM*
Liters/Minute	500 FAD	623 FAD
Motor	Three Phase	Three Phase
230 V - E3 - 60 Hz	31 Amp 15 hp (11 kw) (Part # 8043.2)	35.5 Amp 20 hp (15 kw) (Part # 8045.2)
400 V - E3 - 50 Hz	18 Amp 15 hp (11 kw) (Part # 8043.6)	20 Amp 20 hp (15 kw) (Part # 8045.6)
460 V - E3 - 60 Hz	16 Amp 15 hp (11 kw) (Part # 8043.3)	22 Amp 20 hp (15 kw) (Part # 8045.3)
Max Operating Pressure	6000 PSI (414 Bar)	6000 PSI (414 Bar)
RPM	1100	1300
Number of Stages	4	4
Number of Fill Hoses	4	4
Condensate Drain	Automatic	Automatic
Fill Pressure Stop	Automatic	Automatic
Sound Level @ 3 Meters	68 dB	70 dB
Dimensions: (H x W x D)	65.5 in x 37 in x 52 in	(169 x 94 x 132 cm)
Weight	925 lbs (420 kg)	
Lubrication	Pressure Lubrication, capacity 4.5 qts.	
Air Quality	DIN 3188 - CGA Grade E - NFPA 1500 - EN12021	

\*Single 80 Cu. Ft. cylinder from 500 to 3000 PSI

## Nuvair 30 and 36 Diesel Open Horizontal

Nuvair set out to develop a flagship continuous duty commercial high pressure compressor when we came up with the open horizontal models. The open horizontal packages are built around the Coltri MCH 30/36 pumping unit and can pump up to 26 SCFM at 6000 psi when charging scuba cylinders. The Coltri compressor block and Kohler diesel are mounted on a steel plate that is placed into a marine grade aluminum frame with belt guard. All packages come with an electric start, 60,000 Cu.Ft. of Grade E filtration, auto condensate drains, tach/hour meter, loadless start, independent vibration isolators, 9 gallon fuel tank, enclosed drip pan, four point lifting eyes and fork lift slots.



### Features

- 6061 Aluminum Frame: with enclosed bottom, belt guard, lifting eyes, and fork lift slot
- Automatic shut down, automatic shut down for high temp and low oil, hour meter, stage and oil pressure gauges
- 4 cylinder, 4 stage, air cooled compressor, Low pressure oil pump, filter and oil level sight gauge, auto drains
- Open configuration for easy access and cool running
- Two filters are combined for 60,000 Cu.. Ft. of filtration.

### Options

- Visual CO & Moisture Indicator
- Electronic Moisture Monitor
- Dial A Pressure Shutdown
- Remote Fill panel
- CO Analyzer
- Powder coating
- Larger Fuel Tank
- HP storage under carriage
- Additional Filtration
- Certified Lifting Eyes & Doc. Tube
- Stainless Steel or Steel frame package

Model	MCH 30D / 21 Open Horizontal	MCH 36D / 26 Open Horizontal
Filling Time*	Approx. 4 Minutes	Approx. 3.3 Minutes
SCFM	21 SCFM (595 L/Min)	26.4 SCFM (748 L/Min)
FAD	17.5 CFM (496 L/Min)	22 CFM (623 L/Min)
Max Operating Pressure	6000 PSI (414 Bar)	
Stages & Cylinders	4	
Lubrication	Pressure Lubrication, capacity 4.5 qts.	
Condensate Drain	Automatic	
Fill Pressure Stop	Automatic	
Make and Model of Engine	Kohler 19 hp (14 kW) Model# 8046-DL	Kohler 28.5 hp (21 kW) Model#8048
Dimensions: (H x W x D)	44 in x 64 in x 32 in	(112cm x 163cm x 81cm)
Weight	760 lbs (345 kg)	900 lbs (408 kg)
Air Quality	DIN 3188 - CGA Grade E - NFPA 1500 - EN12021	

\* Single 80 Cu.. Ft. cylinder from 500 to 3000 PSI

## Nuvair Fill Containment Station

### Features

- All Steel Construction
- Grade 8 Steel Construction
- 3rd Party Tested to Meet NFPA 1901 Standard
- Ergonomic Design for Easy Operation
- Vertical Blast Tubes Direct Air Blast and Debris Away from the Operator Should a Failure Occur
- Use with Existing Fill Controls
- Designed to Fit Scuba and SCBA Tanks
- Liners to Reduce Wear on Cylinders

Model	Cylinders	Pneumatic/ Manual	Dual/Single Pressure
NCC-2	2	Manual	Single
NSS-2P	2	Pneumatic	Single or Dual
NSS-3P	3	Pneumatic	Single or Dual
NSS-4P	3	Pneumatic	Single or Dual

### Options

- Storage Bank Controls
- Nitrox compatible
- Panel for NCC-2
- HP Regulator
- Additional Gauges
- Whips - Scuba Yoke, Scuba DIN, SCBA
- Booster Pump
- O2 Cleaning

Model	Weight	Dimensions (H x W x D)
NCC-2	488 lbs (221 kg)	41 in x 26 in x 29 in (104x66x74 cm)
NSS-2	555 lbs (252 kg)	59 in x 26 in x 29 in (150x66x74 cm)
NSS-3	754 lbs (342 kg)	59 in x 41 in x 24 in (150x104x61 cm)
NSS-4	978 lbs (444 kg)	59 in x 49 in x 27 in (150x125x69 cm)

Options will change weight of cabinets



Scuba fill



DIN fill



SCBA fill



## Nuvair 455

(Part # quart - 9408, gallon - 9406)

### Premium Synthetic Food Grade Breathing Air Compressor Oil HP and LP Reciprocating Compressors

#### Application

Nuvair™455 is an ISO 100 USDA H1 premium quality oil. Designed for use in high pressure and low pressure breathing air systems for the diving industry. The unique additive system has never been used before in this application and is the best possible for preventing wear and carbon residue buildup.

Nuvair™455 is suitable for use in reciprocating compressors pumping up to 40% oxygen enriched air. However, as the oxygen content increases, the oil life will decrease.

#### Characteristics:

- Available in quart, gallon, and five-gallon containers
- Meets USDA H1 incidental contact requirements (FDA 21 CFR178.3570)
- Excellent oxidation resistance
- High Flash and Auto-ignition points provide safety
- Great material compatibility
- Rust and corrosion control
- Reduced varnish and carbon
- High film strength

Typical Properties	ASTM Test Method	Nuvair™ 455
SAE Grade		30
ISO Viscosity Grade	D2422	100
Viscosity, cSt @ 40°C cSt @ 104°F	D445	100 cSt
	D445	14.0
Viscosity Index	D2270	144
Pour Point	°C D97	-35
	°F D97	-31
Flash Point	°C D92	240
	°F D92	464
Specific Gravity	D1298	0.85
USDA Authorization	H1 or H2	H-1
Demulsibility	D1401	Excellent

## Nuvair 546

(Part #: quart - 9411, gallon - 9409)

### Food Grade Rotary Screw Compressor Oil

#### Application

Nuvair™ 546 is designed for 2,000 hours of use in rotary screw compressors where a food grade lubricant is needed. USDA H-1 rated Nuvair™ 546 meets all requirements under FDA Regulation 21 CFR 172.878 and 178.3570.

#### Characteristics:

- Available in quart, gallon, and five-gallon containers
- Improved thermal and oxidative stability over mineral oil
- Compatible with most seals, plastics, rubbers
- Wide operating temperature range
- Non-detergent
- Extended oil life reduces oil disposal, thus increasing cost effectiveness

Typical Properties	ASTM Test Method	Nuvair™ 546
SAE Grade		20
ISO Viscosity Grade	D-2422	46
Viscosity, cSt @ 104°F cSt @ 40°C	D-445	46 cSt
	D-2270	145
Pour Point	°C D-97	-54
	°F D-97	-65
Flash Point	°C D-92	260
	°F D-92	500
Evaporation	D-972	1.0%
Foaming Sequence I, II, III	D-892	Nil
Copper Corrosion	D-130	1A
Specific Gravity	D-1298	0.84
USDA Authorization	H1 or H2	H-1
Demulsibility	D-1401	Excellent



## Nuvair 751

(Part #: quart - 9405, gallon - 9403)

### Premium Synthetic Diester Based Air Compressor Oil HP Breathing & Industrial Reciprocating Compressors

#### Application

Nuvair™751 is a Diester/Organic compound blend, which is compatible with most currently used compressor components including seals, paints and plastics. However, some materials are not recommended for use with diester oils. Please contact Nuvair for further information. Certain conditions require accelerated oil changes, as there are many factors, including heat and oxidation that cause oil degradation. Call for our recommendation.

#### Characteristics:

- Available in quart, gallon, and five-gallon containers
- Outstanding thermal and oxidative stability
- Will not varnish or form carbon deposits
- Wide operating temperature range
- Built in detergency action
- Extended oil life reduces oil disposal, thus increasing cost effectiveness



Typical Properties	ASTM Test Method	Nuvair™ 751
SAE Grade		40
ISO Viscosity Grade	D-2422	150
Viscosity, cSt @ 104°F cSt @ 40°C	D-445	164cSt
	D-2270	80
Pour Point	°C D-97	-34
	°F D-97	-30
Flash Point	°C D-92	271
	°F D-92	520
Carbon Residue	D-189	<0.02%
Evaporation	D-972	0.90%
Foaming Sequence I, II, III	D-892	Nil
Copper Corrosion	D-130	1A
Specific Gravity	D-1298	0.94
USDA Authorization	H1 or H2	H-2
Demulsibility	D-1401	Excellent

## Nuvair 800

(Part #: quart - 9414, gallon - 9412)

#### Application

Nuvair™ 800 is a high viscosity synthetic oil based on the latest technology. Using a highly stable triester base fluid, the product is designed for use in reciprocating compressors under adverse conditions of high temperature and high pressure.

#### Characteristics:

- Thermally stable
- No deposits
- Excellent heat transfer characteristics
- Low volatility
- Low toxicity

Typical Properties	ASTM Test Method	Nuvair™ 800
ISO Viscosity Grade	D2422	150
Viscosity	cSt. @ 100° C	14.1
	cSt. @ 40° C	145.9
	cSt. @ 210° F	13.6
	cSt. @ 100° F	175.1
Pour Point	°C D97	-29
	°F D97	-20
Flash Point	°C D92	287
	°F D92	550
Auto Ignition Temp	°C D1255	390
	°F D1255	735
Water Solubility 0.01 g/l @20° C	D1255	Insoluble
Specific Gravity	D1298	0.970
Lbs/Gallon		8.08
Evaporation	D972	<1.0%

## Nuvair Pro CO<sub>2</sub>™ Carbon Dioxide Analyzer

The Pro CO<sub>2</sub> analyzer measures Carbon Dioxide levels of breathing gas mixtures and air. We offer two models that can be connected in-line on your high or low pressure compressor for continuous monitoring of any CO<sub>2</sub> contamination in your gas. The CO<sub>2</sub> sensor auto calibrates and provides a temperature compensated, linear CO<sub>2</sub> measurement over sensing range.

### Advantages

- Fast Response
- Made to Test Breathing Gases
- Easy To Operate, Reliable and Accurate
- Non-Dispersive Infrared Technology
- Modulated Infrared Light Source = NO Moving Parts

### Features

- On/Off Switch
- Response Time of 90% in less than 60 seconds
- Low Battery Warning Indicator
- 50 ppm CO<sub>2</sub> Resolution on Digital Display
- Two custom audible and visible alarms for low and high set points.
- Optional Relays for External Alarm or Compressor Control



Specifications Pro CO <sub>2</sub> *	
(Part# hand held-9616, panel mount-9617)	
Maximum Gas Flow Rate	.5 to 1 liter/min.
Display Accuracy (assumes accurate recent calibration)	+ or - 5%
Response Time	Less than 50 seconds to 90% of final value
Warm up time (@22° C)	1 minute to +/- 0.2% 10 Minutes Max Accuracy
Resolution:	0 to 2500 (50ppm) CO <sub>2</sub>
Operation Temperature Range	41° F to 104° F (5° to 40° C) Will work outside this range with decreased accuracy.
Storage Temperature Range	14° F to 140° F (-10° to 60° C)
Humidity Range- (Non-Condensing)	15-90% Continuous 0 -99% Intermittent
Power Requirements	9 Volt battery or 110/230v option
Dimensions (H x W x D) - handheld	4 1/4 in x 2 1/2 in x 1 7/8 in (10.5 x 6.35 x 4.8 cm)
Weight	7 ounces (200 g)
Warranty	1 Year Limited

\*All specifications are at ambient / sea level, 77°F (25°C) & are subject to change without notice.

## Nuvair Pro CO™

The Carbon Monoxide Analyzer For the Safe Diver

Nuvair Carbon Monoxide analyzers are designed to detect levels of CO that could be harmful to a diver, before the gas reaches the diver. Our CO analyzers can be attached to a high pressure compressor to monitor tank fills, or inline on a low pressure compressor that is providing surface supplied air to a diver. The analyzers offer both visual and audible alarms to warn the compressor operator of potential CO hazards, in the breathing air being supplied. We have two styles of CO analyzers that can be portable or mounted directly to the compressor depending on your requirements.

### Advantages

- 2 Programable Audible & Visual Threshold Alarms
- Alarm at set point or 10 ppm CO
- Fast Response
- Accuracy of +/- 1%
- Compact Water Resistant Container
- Made to Test Breathing Gases\*\*
- Easy To Operate, Reliable and Accurate
- Optional Relays for External Alarm or Compressor Control

### Features

- B.C. Flow Restrictor or Ambient Readings
- On/Off Button
- Response Time of 90% in less than 15 seconds
- Temperature Compensated Sensor
- User Replaceable Batteries
- Low Battery Warning Indicator
- Sensor and Analyzer Auto Calibrate



Specifications Pro CO*	
(Part# hand held-9625, panel mount-9624)	
Maximum Gas Flow Rate	.5 to 1 liter/min.
Display Accuracy	+/- 1%
Sensor Type	Electrochemical
Expected Cell Life- (Room Air & Temp)	18 Months
Range	0-100 ppm CO
Response Time	less than 50 Seconds
Operating Temperature	41-104°F (5-40°C) Will work outside this range with decreased accuracy.
Storage Temperature	14° F to 140° F (-10° to 60° C)
Operating Humidity	15 to 90% r.h.
Power	9Volt battery or 110/230v option
Dimensions (H x W x D)	4 1/8 in x 2 1/2 in x 1 7/8 in (10.5 x 6.35 x 4.8 cm)
Weight	7 ounces (200 g)
Warranty	1 Year Limited

\*All specifications are at ambient / sea level, 77°F (25°C) & are subject to change without notice.

\*\*Calibration must be confirmed with with calibration CO test gas

## Nuvair High Pressure Purification Systems

*Purifying high pressure gases including air and nitrox.*

Proper filtration requires consideration based on many conditions: compressor output, ambient temperature, humidity, compressor type, amount of oil and condensate needed to be removed, filter life and finally desired purity of the gas.

Nuvair can size your filtration system to meet any quality standard using our 15", 25" or 35" towers alone or inline. Larger systems can offer longer filter life, better gas quality and provide cost savings for the filters. This is done by using less expensive filter media for drying in front of more expensive final filters with Carbon and Hopcalite.

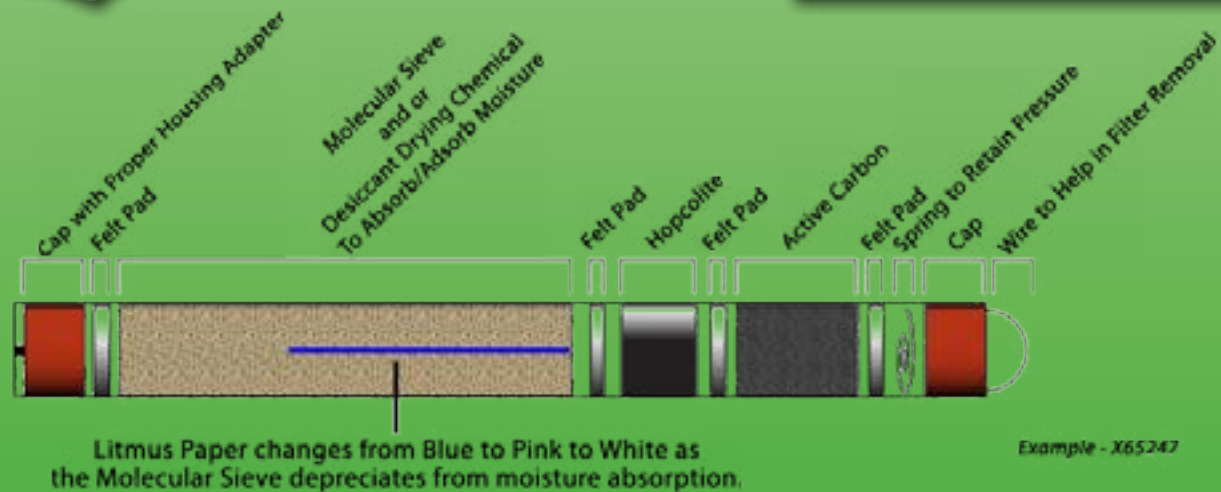
Ask us how we can improve your filtration and lower your cost of filtering each cubic foot (liter) of gas.

### Standard Features

- Hard anodized 6061 aluminum filter towers
- Designed and tested with a 4/1 safety factor
- Flow rates to 65cfm ( 1850l/m)
- Working pressure to 5000 PSI
- Uni Strut with 3" aluminum clamps
- Stainless steel plumbing
- Disposable filter elements with clear housing that allows visual inspection of chemicals inside
- Mechanical moisture separator
- Over pressure relief
- Inlet check valve
- Manual bleed to relieve pressure for filter changes
- Pressure maintaining valve for proper filtration

### Options & Upgrades

- SS mounting panel or 4"x4" anodized aluminum angle base
- Valves and/or pressure gauges
- 6000 psi filter towers
- Visual CO/Moisture Monitor
- Electronic CO, CO2 and/or moisture monitor with warning alarms or shut down capability
- Isolation valve
- Flow fuse
- Flow restrictor
- OCA (oxygen compatible air)



## Nuvair High Pressure Air Storage

*10 year Hydro Test HP Cylinders*

We are taking advantage of the latest cylinder technology available. Our new storage tanks are light weight 4500, 5000, and 6000 PSI tanks that can be filled and transported across most of the world's borders, but best of all they have a 10 year hydro test interval and U.S. standard 3/4"-14 valve inlet threads. All Cylinders are designed under specification ISO 9809-Parts 1 & 2; and are dot qualified.

### Standard Features

- DOT-E10869-4500/ TC-SU4369-310
- 10 years International
- Can be used horizontal or in vertical position
- 4500 psi 437 cu ft.
- 5000 psi 472 cu ft.
- 6000 psi 510 cu ft.

Nuvair offers stock and custom designed storage racks for your high pressure tanks. Vertical or horizontal racks made from heavy duty steel cradle and manifold systems are included. Our standard racks accommodate 6, 12, 16 or 18 tanks and custom racks that can do what ever is needed.

We also offer plumbing for storage systems in standard 6000 psi flexible hose or custom stainless steel tube. Let us know what your looking for and we will build to your needs.



CGA Tank Valve



Storage Regulator

## Nuvair Compressor Accessories

Hoses - Fittings - Valves - Switches - Gauges - Auto Drains

Nuvair™ offers a range of accessories and components for compressors and containment systems. Visit our website or email us for your next accessories quote.



Compressor Auto Drains



Interstage Pressure Gauges



High Temp Switch



Visual CO/Moisutre



On / Off Valve



Bleed Valves



Over Pressure Relief



Quick Release  
Hose Ends



CGA Fittings



Steel & Stainless fittings  
NPT, JIC, SAE



Motor Starter with Hour meter/Tach &  
Dial-A-Pressure Switch

On/Off  
Switch

Hour Meter

Pressure Switch  
Dial-A-Pressure



High Pressure Hoses  
Stock and Custom

## Nuvair Compressor Accessories

Stock and Custom Gas Panels

Nuvair stocks 2 bank and 4 bank gas management panels ready to ship in our standard configurations. If you are configuring a customized gas fill station, you may require a special panel and filling station. The possibilities are endless, depending on the size of your space and equipment. The panels below have all been custom made to suit the exact specifications of the operator. All panels are available with Tescom Regulators upon request.

### Options

- Wall Mount
- Compressor or containment Panel
- Inline Analyzers
- Filtration
- Moisture Removal
- Custom Configurations
- OCA (oxygen compatible air)
- Electronic Moisture Monitor



Two Bank Panel

Nuvair  
Electronic Moisture Monitor



Two Bank Panel with extra filtration



Two Bank Panel with extra filtration  
and moisture removal

### Advantages

- Shuts down compressor before filter elements become saturated
- Programmable Alarm Thresholds
- Audible Alarm Capable
- Fast Response
- Compact Water Resistant Container
- Made to be installed in multiple systems
- Easy To Operate, Reliable and Accurate
- Optional Relays for External Alarm or Compressor Control

### Features


- Audible & Visual Alarms for high moisture content in filters
- Test Button
- Warning light when filters should be changed
- Universal power options
- Factory Reset
- any length cable to Sensor
- Working pressures of 2000-6000 PSI
- Flow rates up to 125 SCFM

## Haskel Gas Boosters

Nuvair has been working with Haskel pumps for years now and is a distributor and authorized service center for Haskel. We are able to provide factory authorized service and O2 cleaning of your existing Haskel pump.



Gas Booster Model MSB9000



Gas Booster Model 26968

Haskel International Air and Hydraulic Driven Gas Boosters provide for pressures up to 39,000 psi (2690 bar). Used for virtually all known gases, these boosters are ideal for increasing gas pressure, transferring high pressure gas, charging cylinders and scavenging. Key features include:

### Advantages

- Air driven - no electricity required
- No airline lubricator required
- Hydrocarbon free - separation between air and gas sections
- Pressures to 39,000 psi (2690 bar)
- Wide range of models
- Built-in-cooling on most models
- Standard and custom systems available
- Single-acting, single-stage air pressure amplifiers
- 3 models with ratios of (2.5:1), (3.5:1) & (4.5:1)
- Maximum inlet pressure of 125 psi
- Maximum outlet pressures from 320 psi to 600 psi

### **Single-Stage/Double-Acting Gas Booster Units**

- Available in 9 models with flow rates to 160 scfm and maximum supply and outlet pressures to 20,000 psi
- Designed for high flow and low-to medium compression ratios
- Multiple units can be driven by one power source
- Accepts full available supply pressure

### **Two-Stage Gas Booster Units**

- Available in 9 models with flow rates to 29 scfm, maximum supply pressure to 9,000 psi, and maximum outlet pressure to 20,000 psi
- Designed for low flow and medium-to-high compression ratios
- Modular construction for easy gas section maintenance
- Adapts readily to multiple units in parallel or in series driven by one power source

## Ordering

### *Nuvair Terms & Conditions*

#### **Open Terms**

50% deposit at time of order is required, Balance due prior to shipping. Open billing is at the sole discretion of Nuvair and requires pre approval by Nuvair. Standard open account terms are net 30 days from the date of invoice.

Should a buyer neglect to pay Nuvair on time or create doubt of the buyer's financial responsibility, Nuvair has the right to revoke any terms granted.

#### **New Accounts and Internet Orders Payment Terms**

Orders made over the internet or from new customers require prepayment before shipping in the form of a credit card, company check, PayPal, wire transfer, or cash.

If you are interested in net 30 terms please contact Nuvair for a credit application. Nuvair uses several outside service bureaus to determine a company or persons credit worthiness and does not guarantee that credit terms will be made available to new or returning customers.

Nuvair does business in US dollars. Any orders from outside the US may require the purchaser to cover additional bank charges from wiring fees to notary services.

Personal Checks and PayPal Checks are accepted by Nuvair, however we will not ship until the check clears our bank account. These orders will be delayed until the check shows as funds received in our bank account. Returned Checks will be assessed a \$35.00 handling charge on all Non-Sufficient Funds. Additionally Nuvair may require pre-payment for any further transactions before shipping future shipments.

#### **Custom and Special-Order Items**

Custom built products and products requiring Non-Inventory parts require payment in advance from customers who don't have credit terms with Nuvair. These products are sold as is to everyone and are not cancelable or returnable for any reason.

#### **Freight**

FOB Oxnard, California. We use multiple shipping companies to ensure the quality and good rates for our customers

#### **Orders**

You may purchase through Nuvair by using our online store, email, phone, Walk-In or Fax. When in doubt contact a Nuvair sales associate to help with your order.

Order confirmations are sent out via email or fax. If you need special attention for your order be sure to make contact with your Nuvair Sales associate and make them aware of your special circumstances.

#### **Contact**

##### **Phone & Fax:**

1-805-815-4044  
fax 1-805-815-4196

##### **Email:**

info@nuvair.com

##### **Mailing address:**

Nuvair  
2949 West 5th Street  
Oxnard, Ca 93030 USA



2949 West 5th Street, Oxnard CA USA  
Phone 1-805-815-4044 | Fax 1-805-815-4196

[www.nuvair.com](http://www.nuvair.com)    [info@nuvair.com](mailto:info@nuvair.com)